

11 December 2025

MAC201092-02-2025LR11

Attention: Dargues Gold Mine (DGM) Sustainability Team
Aurelia Metals Ltd
920 Majors Creek Road
Majors Creek NSW 2622

Dear DGM Sustainability Team,

Unattended Noise Monitoring Summary

Dargues Gold Mine, George Street, Majors Creek, NSW

Month Ending November 2025

1 Introduction

Muller Acoustic Consulting Pty Ltd (MAC) has completed a review of data from an unattended noise monitor located at Dargues Gold Mine (DGM), George Street, Majors Creek, NSW on behalf of Aurelia Metals Ltd.

The review of unattended data from the SVANTEK 200A Noise Monitoring Station (the monitor) was completed on behalf of DGM. The monitor was installed by MAC to assist in managing noise emissions from DGM and to supplement quarterly attended noise monitoring.

2 Analysis Methodology

The analysis reviewed evening and night noise levels (ie not daytime). Results obtained during non-prevailing meteorological conditions (ie wind speeds above 3m/s at 10m above ground and temperature inversion conditions of up to 3°C /100m and wind speeds of up to 2m/s at 10m above ground level) are considered not applicable against the EPL (#20095) criteria and have been excluded.

3 Unattended Monitoring Results and Discussion

A review of results and discussion for the unattended monitoring period for the month ending November 2025 has been completed. During the unattended monitoring period for November 2025, A total of two (2) noise events have been identified and compared against the threshold of 33dBA, as defined in Section 8.3.2 of the Noise Management Plan (NMP). A review identified that zero (0) events were attributed to DGM activities. This outcome aligns with the current status of the project as rehabilitation and closure of the site occurred during the reporting period. As a result, no mining-related activities contribute to DGMs noise emissions.

The analysed noise events for the monitoring period were dominated by extraneous noise such as frogs and birds.

Figure 1 presents the average monthly noise metrics for the monitoring terminal over several previous months. **Figure 2** presents the compliance performance with respect to DGM noise contributions LA90 and relevant criteria for the historic data.

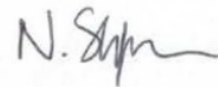
We trust this information is satisfactory for your requirements at this time, if you have any questions, please contact the undersigned.

Yours sincerely



Daniel Brown
Acoustic Consultant
B.Env.Sc.
dbrown@mulleracoustic.com

Reviewed: Oliver Muller, Principal Acoustic Scientist, BSc (REM & HGeog) | MAAS



Nicholas Shipman
Acoustic Consultant
Dip. Env. M.T. | GC SpatialSci | MAAS
nshipman@mulleracoustic.com

Table 1 - Summary of Results - Unattended Noise Monitoring Events, Month Ending 30 November 2025

Date/Time	L _{Amax} dBA	L _{Aeq} dBA	L _{A90} dBA	Threshold L _{Aeq} , dBA (dB)	EPL Criteria L _{Aeq} (15min) dBA	Estimated Mine Noise Contribution L _{Aeq} (15min)	Satisfies EPL Criteria	Stability Class	Wind Speed (m/s)	Source Direction	Comments
02/11/2025 21:45	49	35	30	33	35	<30	Yes	D	1.6	NNE	Frogs
20/11/2025 05:30	48	36	29	33	35	<30	Yes	D	0.5	NNW	Birds

Figure 2 - Historic Noise Compliance Average - Dargues Gold Mine

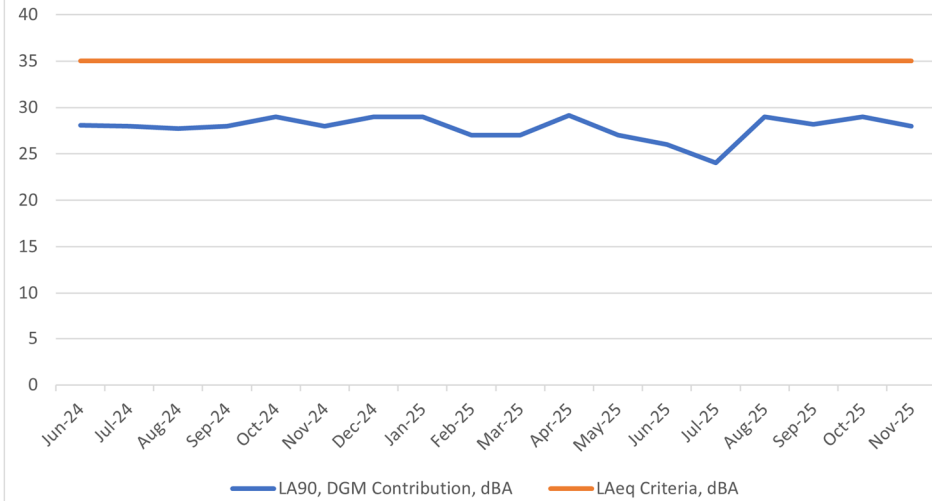
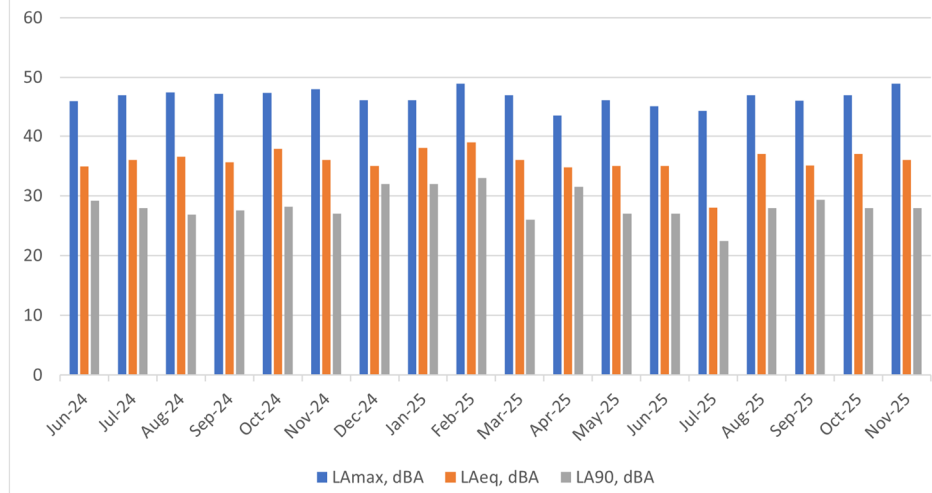


Figure 1 - Average Monthly Noise Metrics - Dargues Gold Mine



This page has been intentionally left blank