



May 2025 CCC Presentation

26 May 2025

January – March data 2025 Peak/ New Cobar
CCC Presentation



ASX Code: AMI



Acknowledgement of Country

- Aurelia Metals Ltd respectfully acknowledges the Ngiyampaa Nation as the Traditional Custodians of this land – both past and present.
- We know this land has history, custodians and stories, spanning tens of thousands of years, that endure to this day.
- We pay our respects to Elders both past and present and we embrace their continued connections to this place.
- We commit to reconciling the past and working together in pursuit of knowledge and understanding as we seek to create a better future for all generations yet to come.



PEAK

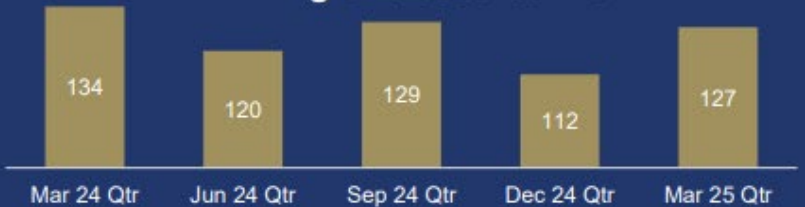
Executing to plan and guidance

- Development rate step change in progress targeting further increase above 1,000m/qtr
- Mining unit costs higher due to lower volume, operator availability and energy costs under new contract
- Second Federation ore processing campaign completed with excellent recoveries
- March quarter AISC of \$1,353/oz¹ and AISC margin of 66%

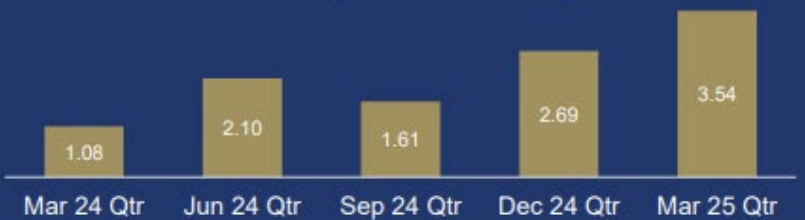
Development metres




Mining unit cost / tonne



Gold grade mined (g/t)



Work, Health & Safety January – March 2025



Safety is at the core of our business

Work, Health and Safety January - March 2025

Health and Safety

- Hand injury at Peak requiring medical treatment
- Safety injury rates trended up in the quarter but have plateaued at 5.5 from 10 in the previous year.
- Document Control project started to align the document management systems at sites
- Commenced trialing personal real time dust monitoring equipment as part of a larger scale project
- Purchased two enclosed cabin drills to enable retirement of open cab machine to reduce dust exposure
- Continuing with procedural reviews of our health plans, airborne contaminants and PPE completed
- Emergency response team training has been well received with internal and external training being completed

SUSTAINABILITY

Safeguarding our social licence to operate

Group Total Recordable Injury Frequency Rate (TRIFR) - 12 month moving average



Group Recordable Environmental Incident Frequency Rate (REIFR) - 12 month moving average



Photo: Completing a Take 5 safety process used to identify health and safety hazards at Aurelia work sites



Environment &
Community
January - March 2025



Social licence to operate

Seeking to deliver mutual benefit January - March 2025

Community a critical stakeholder (Q1 and Q2 FY 25)

- Aurelia has donated \$6500 for the horse section at the Cobar Show
- A fridge was purchased for the Canbelego RSF
- \$2500 was donated to the Cobar Arts Council for their annual event
- The Copper City Men's Shed were funded with a \$4000 donation for an exhaust system
- The Cobar Clay Target Club annual event was supported for another year with \$3000 for prizes
- Aurelia provided \$15,331 to the Cobar High School to fund their Opera Express project.
- The Outback Science Challenge received a donation of \$3000 to help finance the annual event
- Aurelia donated \$13,000 to the Western Landcare to be the Major Sponsor of their Light and Life Competition to be held in Cobar
- Wings for Kids were supported with a \$10,000 donation
- The Junior Rugby Club was supported with a donation of \$3000 for uniforms
- \$5000 was donated to the Cobar Miners Race Club to fund the Ambulance and Vet costs for the event
- The Cobar Roosters were donated an AED and \$4955 for oval maintenance

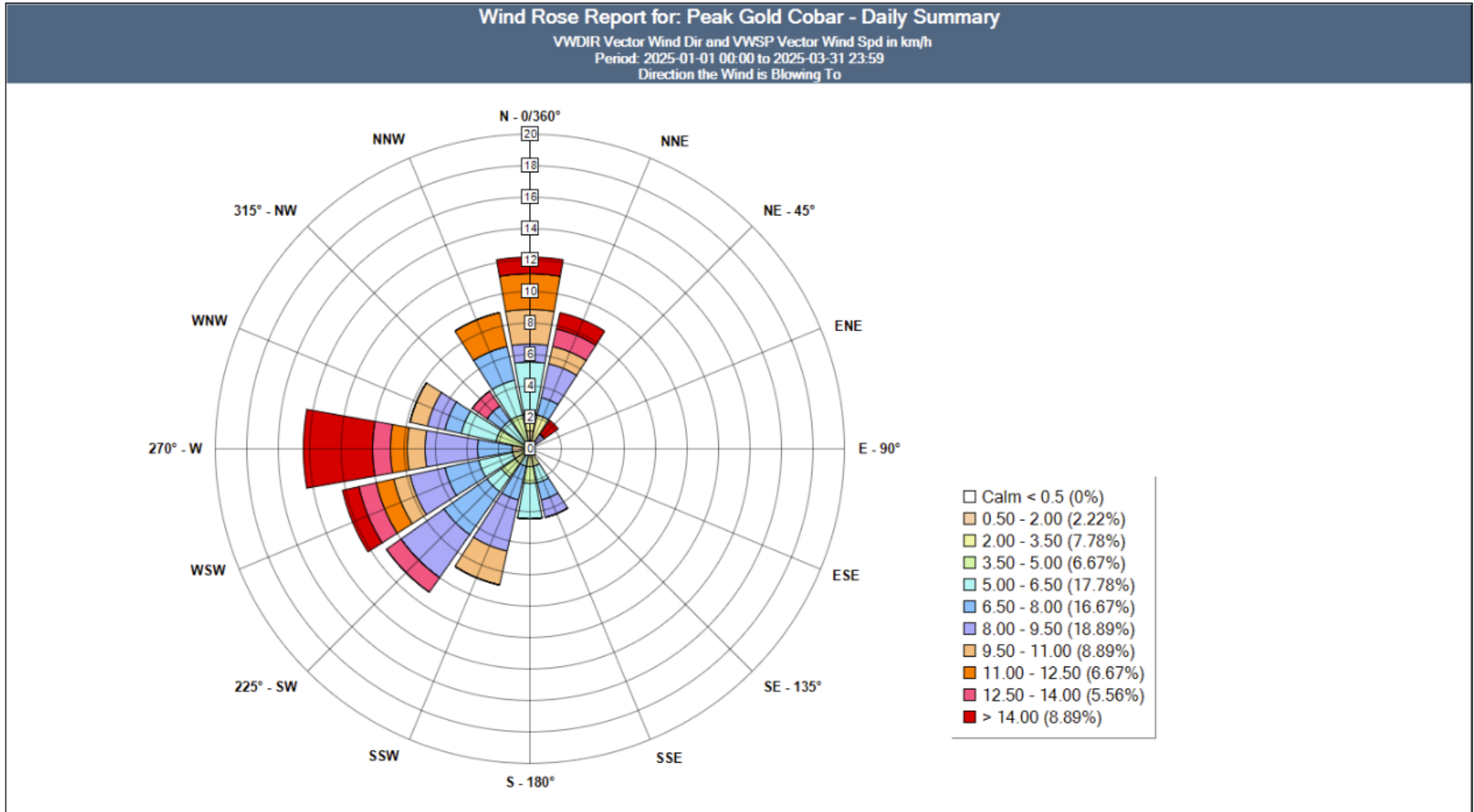


Peak Mine

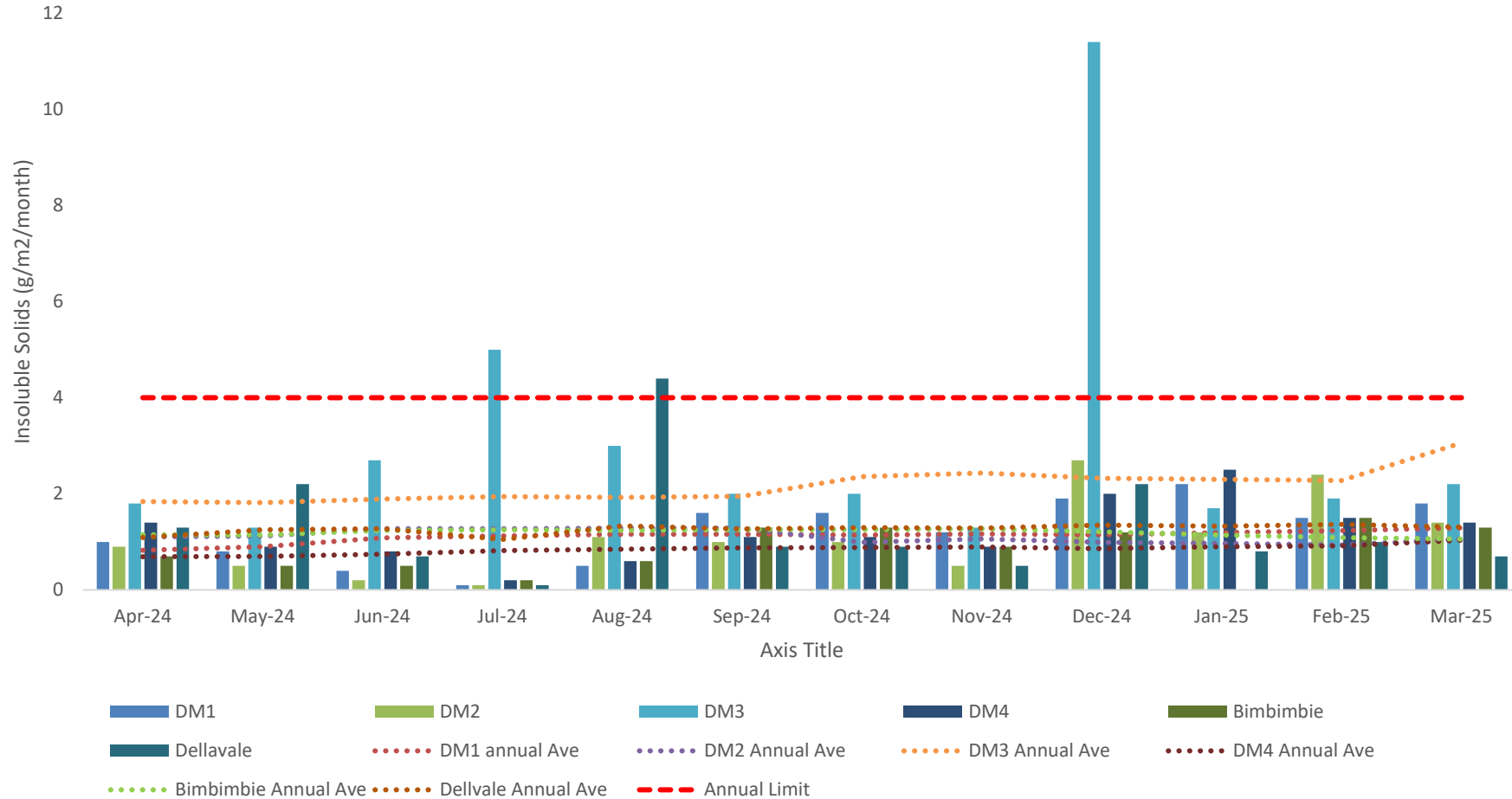
Environmental Incidents, Complaints & Initiatives January - March 25

Complaints:

No complaints were received within the reporting period.



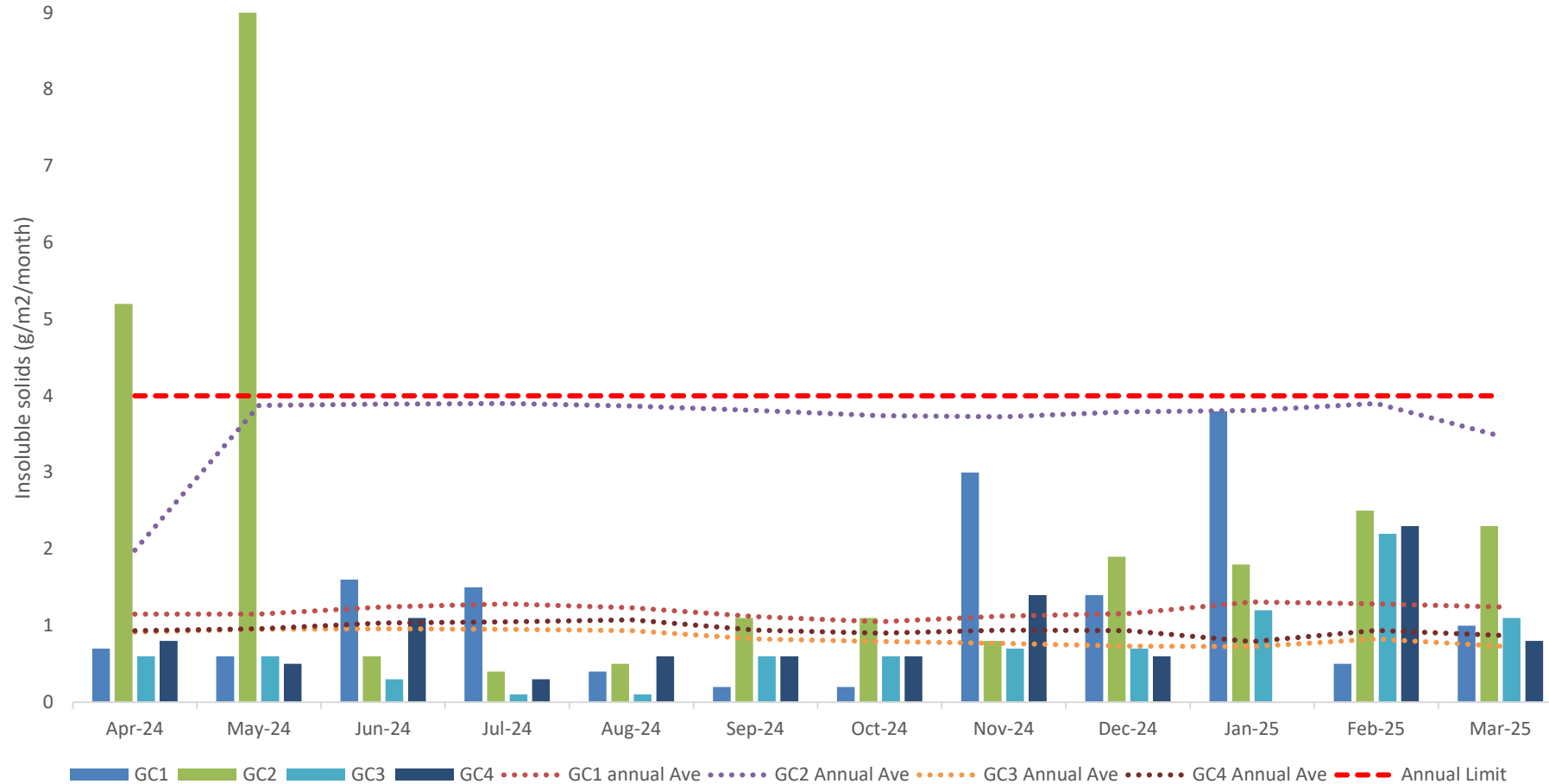
April - March 2025 Dust Deposition Gauges (EPL)



Note: Increased levels of insoluble solids in DM3 and Dellavale in July and August respectively were due to plant material. DM3 Dec 24 (that is depositional dust collected from 4.11-4.12.2025) levels were much higher than usual, most likely due to high wind conditions during the month.

Peak Mine

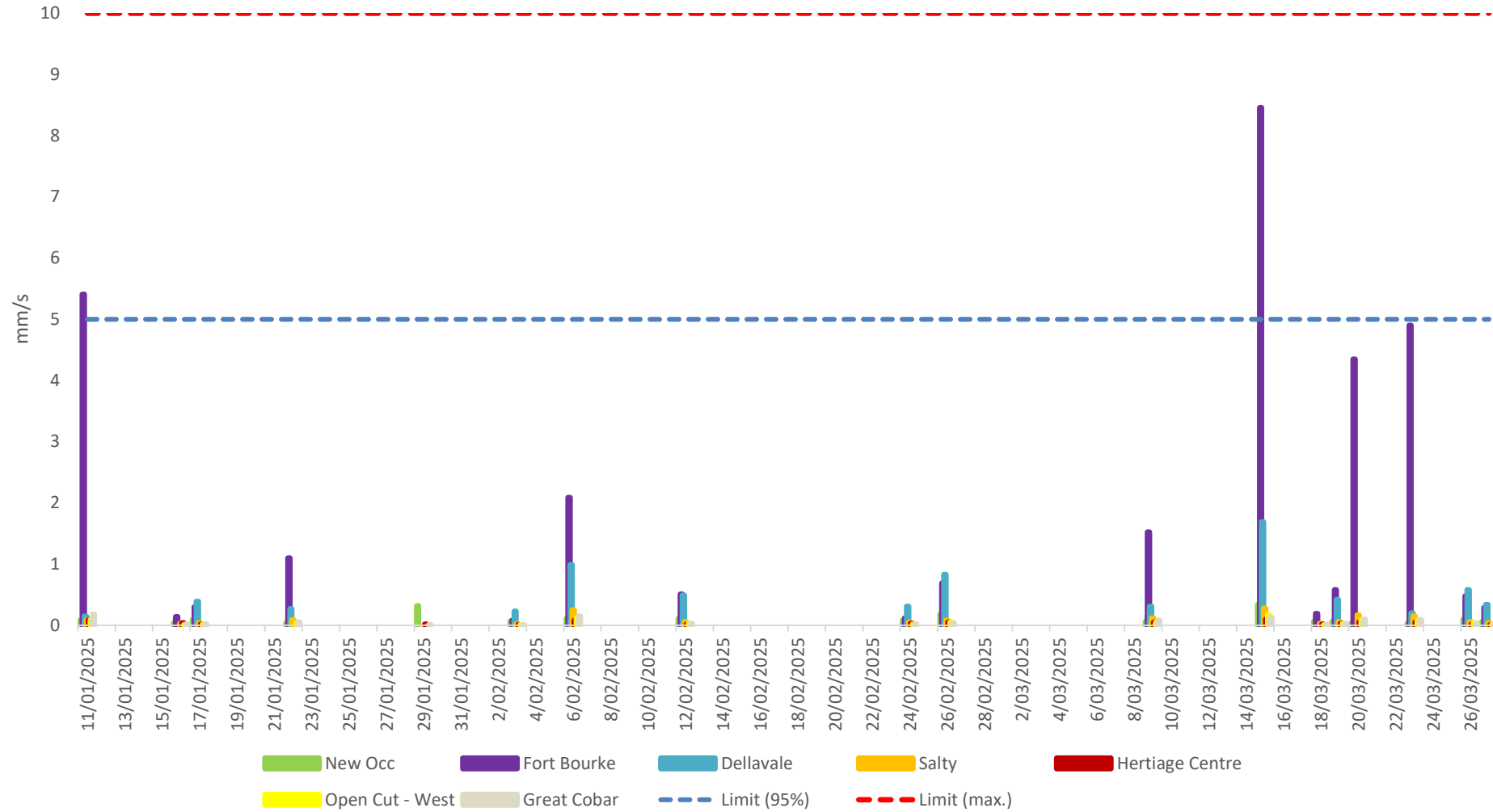
April - March 2025 Dust Deposition Gauges



Note: Levels of insoluble solids in April and May 2024 for GC2 were due to frogs in the containers (affecting annual average).

All other results were under EPL limits.

January - March 2025 Blast Vibration




Percentage of Blasts exceeding 5mm/s during the third quarter of FY2025 is 0.91% which is below the 5% EPL limit.

Projects Update



SEQUENCE TO DELIVER GROWTH PROJECTS

Simplified base metals operation in the Cobar Basin



Targeting 1.1 – 1.2Mtpa processing capacity with ~50% Copper/Gold ore and ~50% Zinc/Lead ore
Enabled by the right people, with the right mindset



CONTACT

T: +61 7 3180 5000

E: office@aureliametals.com.au

Level 17, 144 Edward Street
BRISBANE QLD 4000

GPO Box 7
BRISBANE QLD 4001

aureliametals.com.au

