

DECEMBER 2024 QUARTERLY UPDATE

ASX Code: AMI

29 January 2025



FORWARD LOOKING STATEMENTS

This presentation has been prepared by Aurelia Metals Limited ('AMI' or the 'Company'). It should not be considered as an offer or invitation to subscribe for or purchase any securities in the Company or as an inducement to make an offer or invitation with respect to those securities. No agreement to subscribe for securities in the Company will be entered into on the basis of this presentation.

This presentation contains forward-looking statements that are not based on historical fact, including those identified by the use of forward-looking terminology containing such words as "believes", "may", "will", "estimates", "continue", "anticipates", "intends", "expects", "should", "schedule", "program", "potential" or the negatives thereof and words of similar import.

AMI cautions that these forward-looking statements are subject to risks and uncertainties that could cause actual events or results to differ materially from those expressed or implied by the statements. The Company believes that the estimates are reasonable but should not be relied upon.

AMI makes no representation, warranty (express or implied), or assurance as to the completeness or accuracy of these projections and, accordingly, expresses no opinion or any other form of assurance regarding them. The Company does not intend to publish updates or revisions of any forward-looking statements included in this document to reflect Aurelia's circumstances after the date hereof or to reflect subsequent market analysis, other than to the extent required by law.

By its very nature, production and exploration for gold and base metals is a high risk business and is not suitable for certain investors. Potential investors should consult their stockbroker or financial advisor. There are a number of risks, both specific to AMI and of a general nature which may affect the future operating and financial performance of AMI and the value of an investment in AMI including and not limited to economic conditions, stock market fluctuations, commodity price movements, regional infrastructure constraints, equipment availability, timing of approvals from relevant authorities, regulatory risks, operational risks, reliance on key personnel and foreign currency fluctuations.

You should not act or refrain from acting in reliance on this presentation material. This presentation does not purport to be all inclusive or to contain all information which its recipients may require in order to make an informed assessment of the Company's prospects. You should conduct your own investigation and perform your own analysis in order to satisfy yourself as to the accuracy and completeness of the information, statements and opinions contained in this presentation before making any investment decision.

Non-IFRS Financial Information


The Company results are reported under International Financial Reporting Standards (IFRS). This presentation also includes non-IFRS information including EBITDA. The non-IFRS information has not been subject to audit or review by the Company's external auditor and should be used in addition to IFRS information.

This presentation has been authorised for release to the ASX by the Board of Aurelia Metals.

All amounts are expressed in Australian dollars unless stated otherwise.

DECEMBER 2024 QUARTER HIGHLIGHTS

Strong underlying operating performance



Uplift in peak operating performance



First concentrate from Federation ore



Balance sheet strength maintained



Growth pathways continue to be progressed

GROUP PRODUCTION AND COSTS

Production and cost guidance on track

Measure	Unit	Sep 24 Qtr	Dec 24 Qtr	Dec 24 YTD	FY25 Guidance ³
Gold produced	koz	10.5	11.0	21.5	40 – 50
Copper produced	kt	1.2	0.7	1.9	2.5 – 3.5
Zinc produced	kt	2.3	3.8	6.1	14 – 20
Lead produced	kt	3.1	4.2	7.3	13 – 19
Group Operating Costs ^{1, 2}	\$M	59.7	42.8	102.5	185 – 220
All-in Sustaining Cost ²	\$/oz	2,321	1,860	2,136	n/a
Sustaining Capital	\$M	6.6	11.3	17.9	25 – 35
Growth Capital	\$M	17.9	19.2	37.1	70 – 80
Exploration	\$M	1.5	2.7	4.3	10 – 15

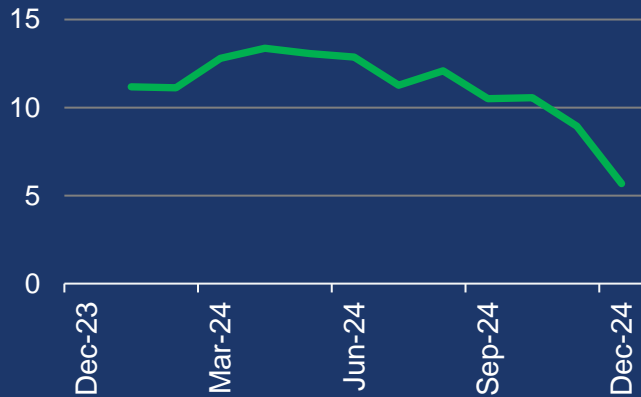


1. Group Operating Cost includes mining, processing, site admin, transport and logistics, TCRCs, royalties, corporate costs and care and maintenance
2. Group Operating Costs and All-In Sustaining Cost excludes production, by-product revenue and operating costs related to pre-commercial production from Federation
3. FY25 Guidance is indicative only and subject to change in response to prevailing and/or expected operating and market conditions.

SUSTAINABILITY

Safeguarding our social licence to operate

Group Total Recordable Injury Frequency Rate (TRIFR) - 12 month moving average



Group Recordable Environmental Incident Frequency Rate (REIFR) - 12 month moving average



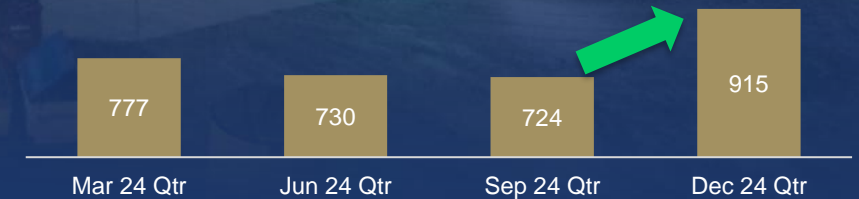
Photo: General Manager Cobar Region, Angus Wyllie speaks with a member of the Cobar community out the front of the Community Hub on its official opening day, 26 October 2024.

PEAK

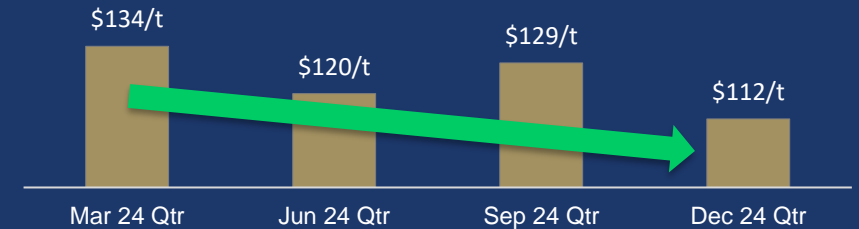
Executing to plan and guidance

- Development rate step change in progress
- Targeting further increase above 1,000m/qtr
- Mining unit costs trending lower
- First Federation ore processed
- Process plant delivering excellent recoveries
- AISC of \$1,793/oz² generating significant margin

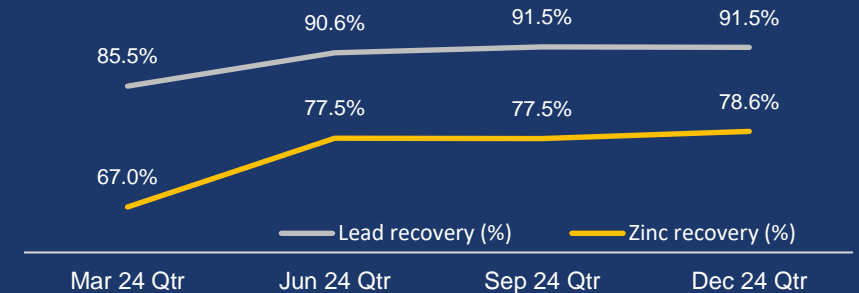
Development metres



Mining unit cost / tonne



Zinc & lead recoveries¹



1. Mar 24 Quarter recoveries impacted by temporary loss of on-stream analyser (OSA)

2. Calculation of Peak AISC excludes 384oz of Federation pre-commissioning gold sold and by-product credits from base metal sales

FEDERATION

Ramping up development and mining activity

- ✓ Mine development tracking ahead of plan
- ✓ Infill drilling continues to inform ramp-up profile
- ✓ Major surface works now complete
- ✓ Project remains within approved budget
- ✓ First concentrate production and sales

Photo: Primary ventilation fan installed at Federation during December 2024.



EXPLORATION

Regional programs continue to focus on growth

- Programs finalised at Kairos, Hercules, New Cobar and Jubilee North, all achieving significant copper intercepts¹
- Surface drilling recommenced at Federation West (North Offset) to assess the potential for extension of the Federation orebody²
- First stage Nymagee program complete, second stage drilling to be completed in H2 FY25

Photo: Graduate Exploration Geologist, Nikki Prater (left) with the GAP Geophysics crew logging drillhole NMD105 at Nymagee Mine, December 2024.

1. Refer ASX announcement dated 22 January 2025 'Cobar District Exploration Update'

2. Refer ASX announcement dated 14 June 2024 'Nymagee District Exploration Update'

DEVELOPING OUR GROWTH OPTIONS

Federation Mine



- First concentrate production achieved¹
- Ramp up to commercial production underway

Great Cobar Study



- Study work progressing
- Final Investment Decision due this half

Peak Plant Expansion



- Permitting for throughput expansion progressing well
- Final Investment Decision due this half

1. Refer ASX announcement dated 18 December 2024 'First Ore From Federation Processed'

BALANCE SHEET

Consistent operating cash flow from Peak key to maintaining balance sheet strength



1. Peak and Dargues cash flow figures are after sustaining capital expenditure. Total growth capital expenditure of A\$19.2M includes Federation \$18.8M and Peak expansion study cost \$0.4M, Exploration of A\$2.7M is comprised A\$1.4M at Nymagee and Federation, and A\$1.3M Peak.

KEY FOCUS AREAS

Focused on expanding margins, cash flows and developing copper growth options



Photo: An aerial photo of ore from Federation arriving at the Peak processing plant

Ramp up Federation to commercial production

Drive Peak development rates higher

Maximise cash generation through volumes and costs

Progress Peak expansion & Great Cobar studies to FID

Exploration to deliver further growth options

CONTACT

T: +61 7 3180 5000
E: office@aureliametals.com.au

Level 17, 144 Edward Street
BRISBANE QLD 4000

GPO Box 7
BRISBANE QLD 4001

aureliametals.com