



# June 2022 CCC Presentation

27<sup>th</sup> June 2022

Jan - March 2022 Peak/NCC CCC  
Presentation

---

ASX Code: AMI



# Acknowledgement of Country

- Aurelia Metals Ltd respectfully acknowledges the Ngiyampaa Nation as the Traditional Custodians of this land – both past and present.
- We know this land has history, custodians and stories, spanning tens of thousands of years, that endure to this day.
- We pay our respects to Elders both past and present and we embrace their continued connections to this place.
- We commit to reconciling the past and working together in pursuit of knowledge and understanding as we seek to create a better future for all generations yet to come.



# Work, Health & Safety – Jan - Mar 22



# MARCH QUARTER HIGHLIGHTS

Integrity | Certainty | Courage | Performance



## Quarterly performance

- Group gold production of 21.8 koz (DecQ: 27.4 koz)
- 46% increase in Group copper production
- Production impacted by ongoing labour shortages, significant rainfall and lower than planned gold grades at Peak
- FY22 production guidance lowered from ~112 koz to ~104 koz gold
- Despite impacts, All-In-Sustaining-Cost (AISC) maintained in A\$1,350 – 1,550/oz range and capital expenditure forecast unchanged



## Advancing projects

- Exciting progress as Company breaks ground at Federation with first blast and excavation of 22m deep box cut for exploration decline
- Public exhibition of the Environmental Impact Statement (EIS) for targeted full-scale production
- Federation exploration decline development due to begin late in JunQ
- Transition to mix of contract and owner mining at Peak to increase development rates for Great Cobar and enable future ore delivery



## Outstanding organic growth

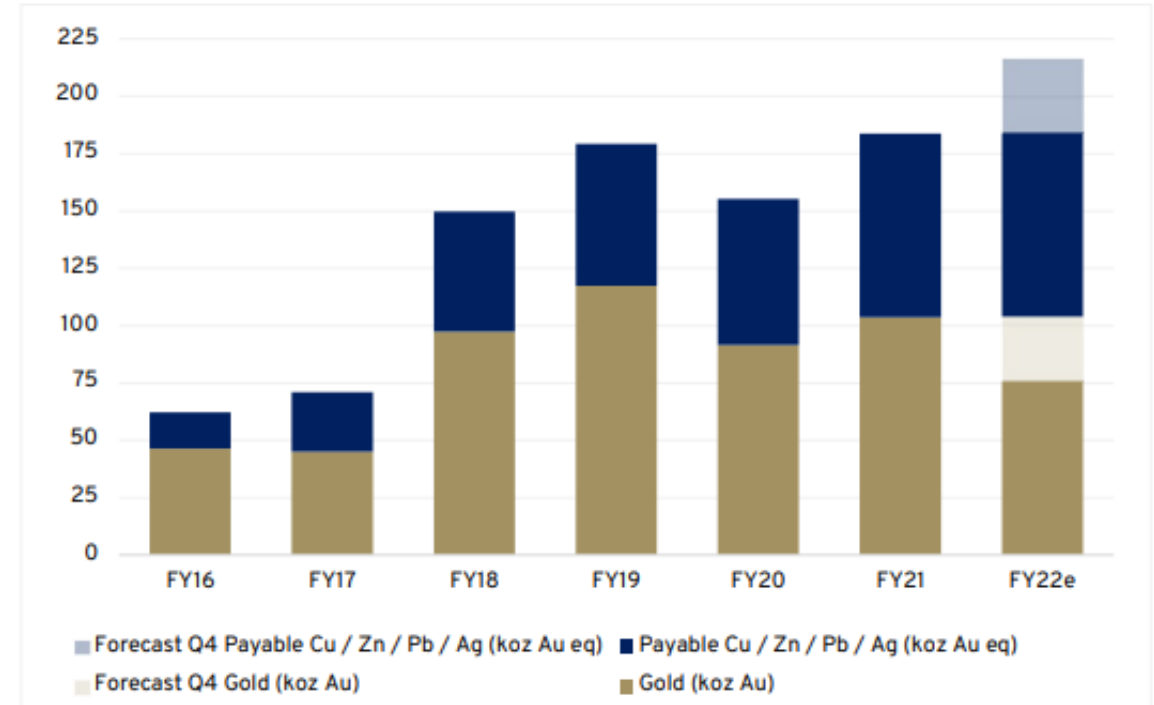
- Federation delivers stand out exploration results
- New assay results show strong copper mineralisation and meaningful gold 300m below existing Great Cobar Mineral Resource outline
- Drilling in the Kairos deposit returns some of the best gold grades reported at the Peak Mine
- Cash at 31 March 2022 of A\$80.7M

## OPERATING SNAPSHOT

Softer Quarter impacted by grade, labour and weather

- Operations impacted by tight labour market, COVID-19 related absenteeism and higher rainfall in NSW
- Group gold production lower at 21.8 koz due to feed grades at Peak and Dargues
- Group copper production increased by 46% to 1.0 kt
- Lead and zinc production of 5.6 kt and 7.2 kt
- Group AISC of A\$1,453/oz higher due to lower gold sale volume but also benefiting from strong base metals prices
- New operational initiatives to support growth projects and mine life extension

Group Gold Equivalent Production  
Revised FY22e Guidance



FY22e figures based on revised Aurelia group production and cost guidance and YTD realised precious and base metal prices (as outlined in Aurelia's March Quarter Activities Report). Copper, zinc, lead and silver production is payable metal-in-concentrate volumes (as disclosed in Aurelia's quarterly activities reports) and is converted to gold equivalent volumes using realised prices achieved by Aurelia during the specific year (as disclosed in Aurelia's quarterly activities reports) and via the following formula: Payable Cu/Zn/Pb/Ag (koz Au eq) = (Payable Cu produced (kt) \* Cu price realised (A\$/t) + Payable Zn produced (kt) \* Zn price realised (A\$/t) + Payable Pb produced (kt) \* Pb price realised (A\$/t) + Payable Ag produced (koz) \* Ag price realised (A\$/oz) / Au price (A\$/oz).

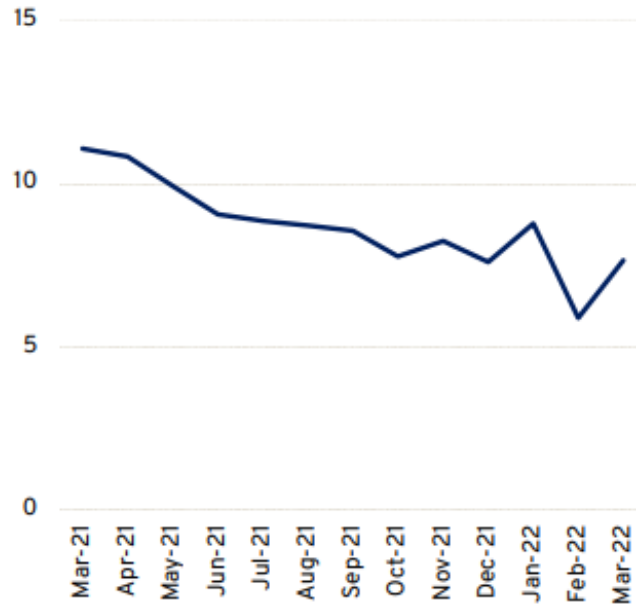
# CONTINUED PERFORMANCE

## PERFORMANCE STEADY

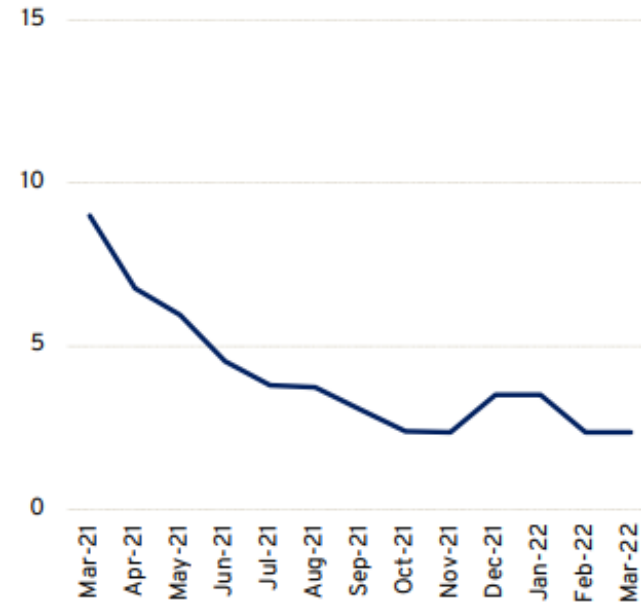
Quarterly safety and environment outcomes

- 12-month moving average Group Total Recordable Injury Frequency Rate (TRIFR) was 7.7 (DecQ: 7.6)
- 12-month Total Reportable Environmental Incident Frequency Rate was 2.4 (DecQ: 3.5), representing a 73% decrease year to date

**Group Total Recordable Injury Frequency Rate**  
(12-month moving average)



**Group Total Reportable Environmental Incident Frequency Rate**  
(12-month moving average)



# Safety is at the core of our business

## Peak Work, Health and Safety – Jan – Mar 22

### 1 Positive activity

- Lead indicator activity by departments for the period was at full practical compliance
- Critical Control Verification (CCV) program compliance was on track, new checklists uploaded to INX to reflect verifications
- Random and scheduled Alcohol and Drug testing continued during the period with over 251 tests undertaken. There were 2 non-negative results obtained.
- Blood led level collection monthly update. 5 BLMP issued
- Training provided on-site, Working at Heights and Entry of Confined Space, Gas testing and Lead Indicators
- 5 ERT students completed the Confined Space Rescue and Response Statement of Obtainment
- ICAM leaders completed by supervisors and superintendent

### 2 COVID-19

- During the month of January, catered for off-site testing using the RAT take home kits for all required tests other than the first back on panel being supervised.
- During the month of February, SwipedOn was no longer required, Declaration was used on the RAT slip, frequency of RAT testing changed to start of shift and mid-week testing and exemption lists were created for those who had contracted Covid to be exempt for 28 days.
- Bluetooth based contact tracing system – Contact Harald
- Advertised daily when Covid Vaccination Clinics were held by the Cobar Medical Centre or army.
- WHS department staff and a few other departments that assisted are now qualified to perform Rapid Antigen tests.

# Safety is at the core of our business

## Work, Health and Safety – Jan – Mar 22

### 3 Lag indicators

- A medical treatment for an operator who sustained a laceration to left hand whilst exiting truck
- A medical treatment for an operator who slipped landing on a sharp rock causing a laceration to his forearm
- A Restricted work Injury was sustained to an operator who injured the right inside forearm while emptying HQ core tube
- At the end of March, the combined Peak Gold Mine Total Recordable Injury Frequency Rate (TRIFR) remained steady with the 12 -month rolling average at 5.72, the year to date at 6.19 and the month average at 25.02.

# Environment & Community - Jan - Mar 22



# Social licence to operate

Seeking to deliver mutual benefit – Jan – Mar 22

## 1 Community a critical stakeholder

- A donation the Cobar Arts Council of \$2000 to go towards Annual art and photography exhibition
- Peak donated \$2500 towards the Cobar Camels to help with costs to revamp their club, also towards a bus and annual gala day.
- A donation was made to the Cobar high school of \$5000 to upgrade the fencing in their agricultural yard.
- Peak donated \$5000 towards the vet and ambulance fees required for the Cobar Miners Race Club event.
- Peak donated \$2000 to the Cobar Netball Association to send volunteers to further their netball training and skills
- A donation of \$6000 was made to the Cobar Show to fund the horse event
- Peak donated \$3456 to the Cobar Swimming Club to purchase two gazebos to use for local meets
- A donation of \$2000 as made to the Junior Rugby Club for uniforms, oval upkeep and travel costs
- A donation to the Ngalii preschool was made of \$2071 to purchase a laptop and two iPads for teaching
- Peak donated \$3000 to the Science & Engineering Challenge to help with event running costs

# Peak Mine

## Environmental Incidents, Complaints & Initiatives- Jan - Mar 22

### 1 Environmental Incidents

- There were no environmental incident requiring notification to the regulator during the period.

### 2 Complaints

- Four complaints were received during the period regarding blast vibration. All complaints received correlated to PGM blasts. Monitoring data received from blast monitors confirmed compliance with licence conditions.

# Peak Mine

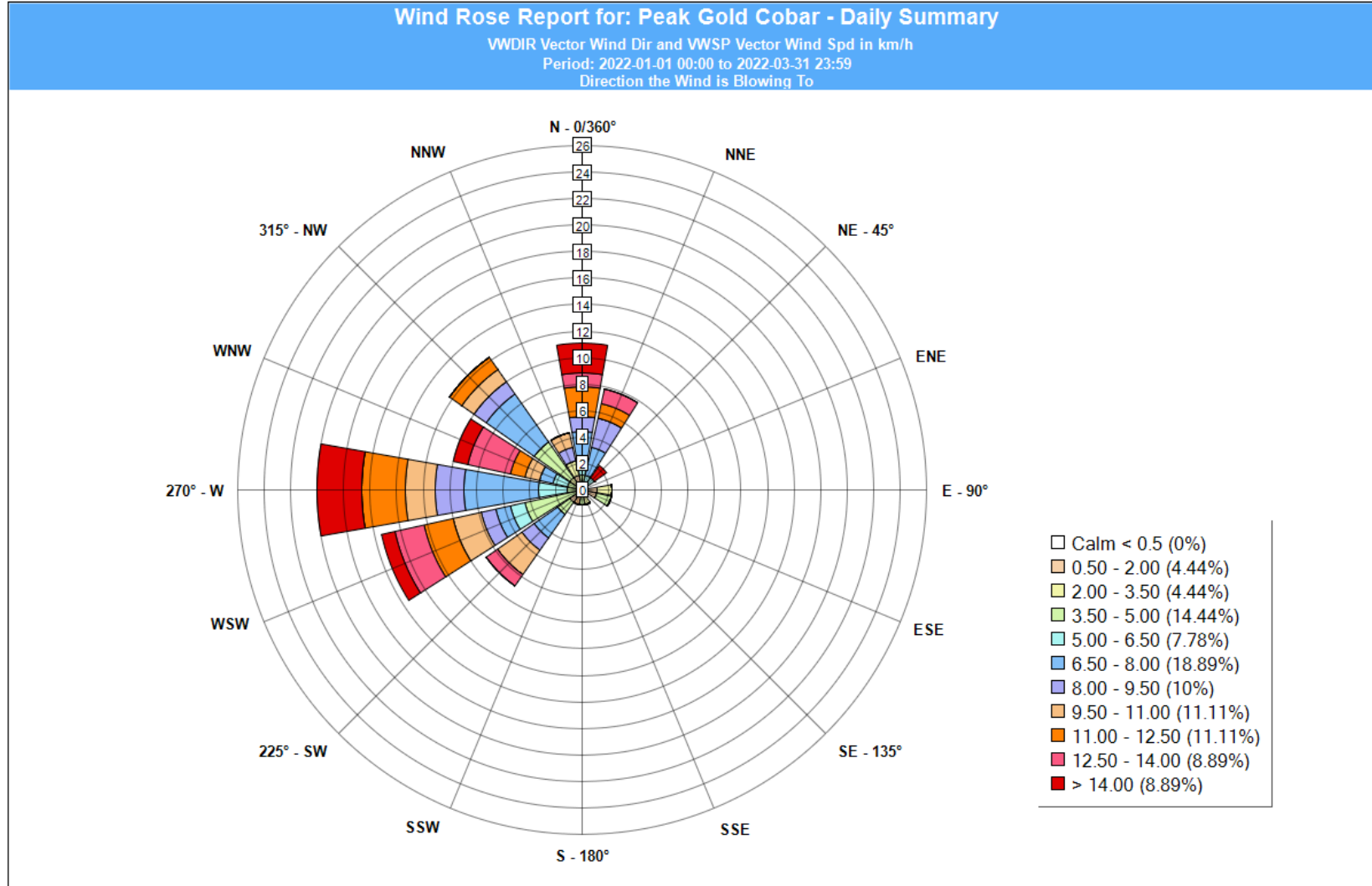
## Environmental Incidents, Complaints & Initiatives- Jan - Mar 22

### 3 Environmental Initiatives

- The New Cobar Complex was approved by the Department of Planning and Environment on the 22nd April 2022
- An environmental brief confirming the correct procedure for bringing chemicals onto site was broadcast across site
- Increased emphasis on the weed spraying program

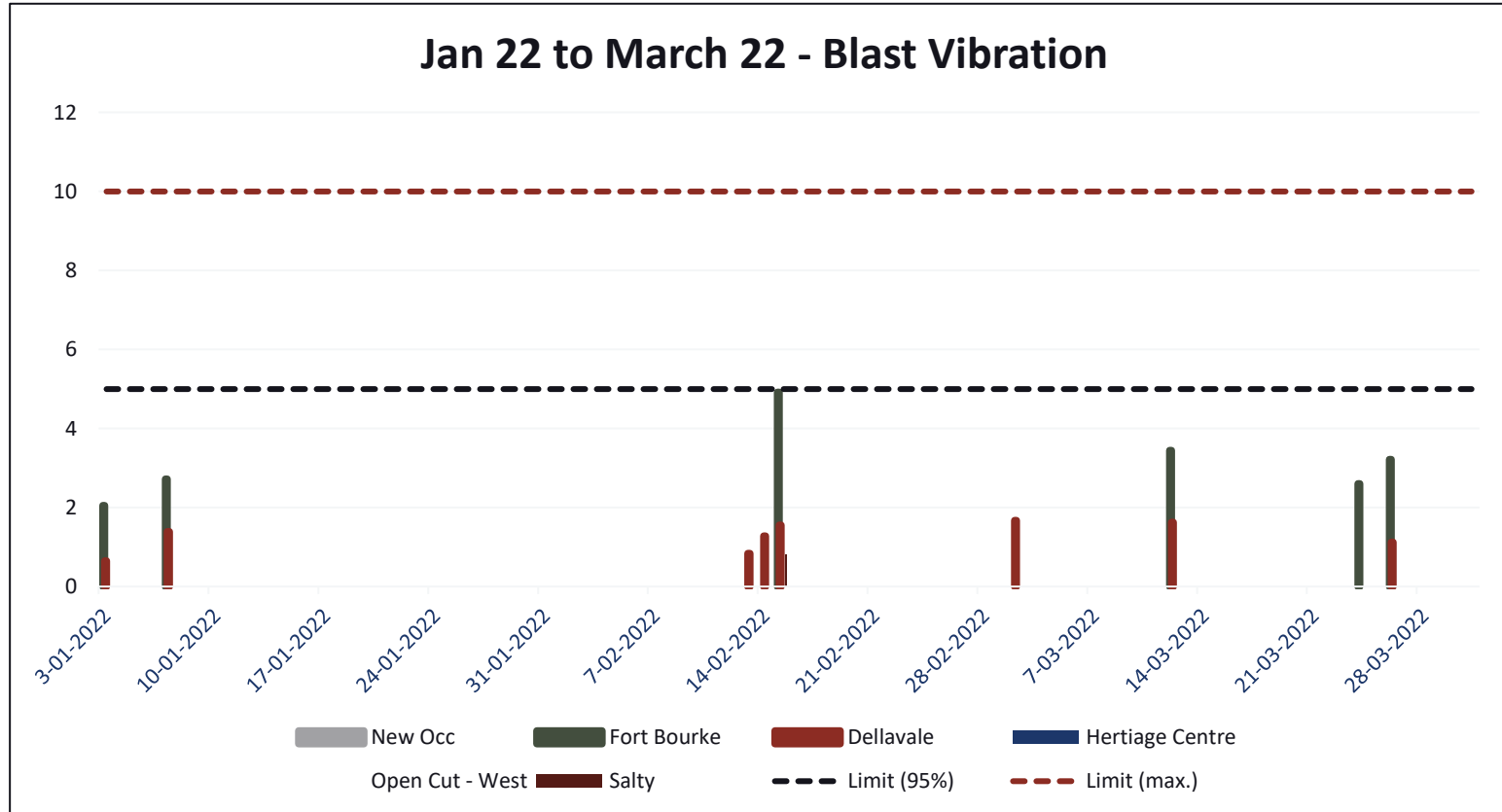
# Peak Mine

## Environmental Monitoring - Jan - Mar 22



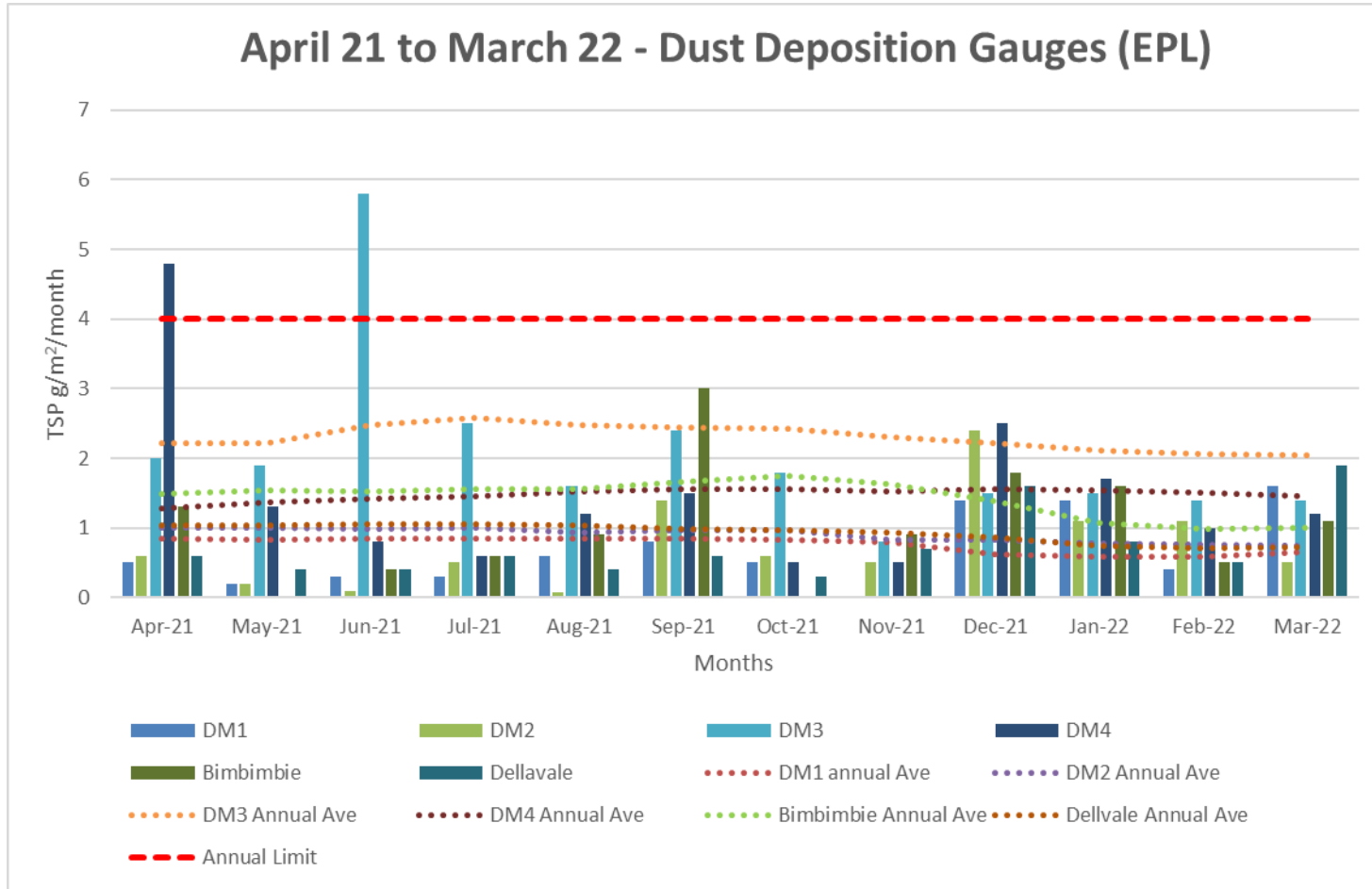
# Peak Mine

Environmental Monitoring - Jan - Mar 22



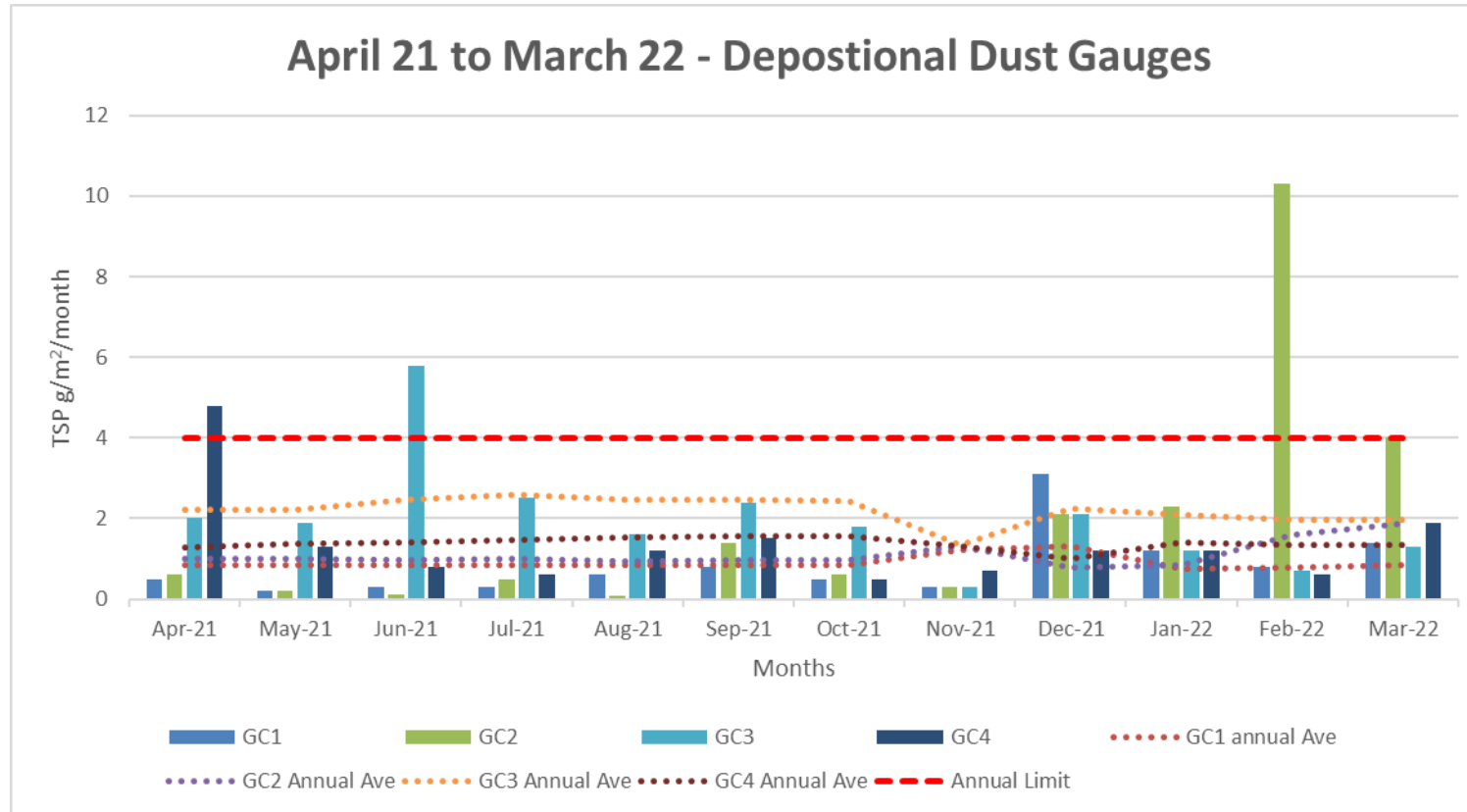
# Peak Mine

Environmental Monitoring - Jan - Mar 22



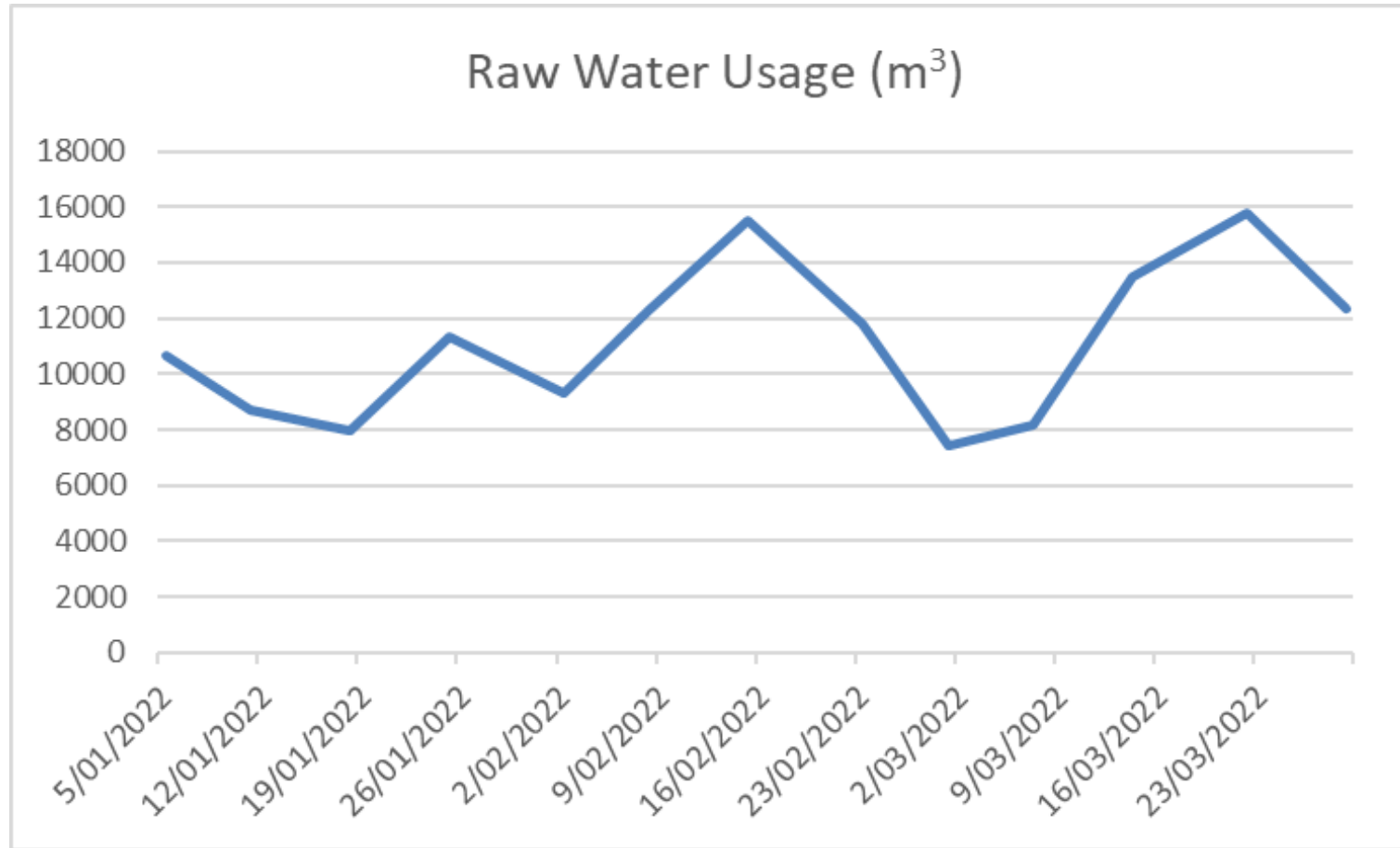
# Peak Mine

Environmental Monitoring - Jan - Mar 22



# Peak Mine

Environmental Monitoring - Jan - Mar 22



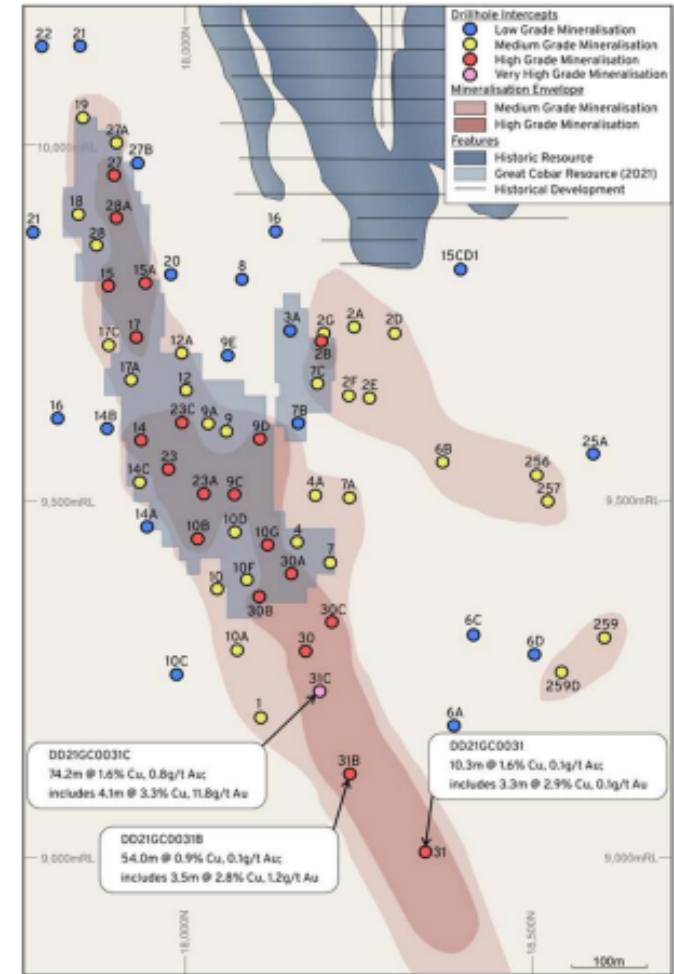
# Projects Update Jan - Mar 22



# GREAT COBAR A GROWING COPPER RESOURCE

## Deepest hole to date at Great Cobar returns exceptional results

- Exploration drilling at Great Cobar continues to focus on extending orebody at depth
- Extensional drilling at depth has yielded excellent grades:
  - **74.2m @ 1.6% Cu, 0.8g/t Au**
    - including 24.0m @ 1.6% Cu, 2.2g/t Au (with 4.1m @ 3.3% Cu, 11.8g/t Au)
    - including 7.0m @ 2.9% Cu, 0.4g/t Au
    - including 9.2m @ 3.5% Cu, 3.7g/t Au
- Deepest drillhole to date intersected significant copper mineralisation more than 300m down dip of previous drilling



Schematic long section of the Great Cobar deposit looking towards 270° (West) showing selected recent intercepts against the outline of the current resource.

# CONTACT

T: +61 7 3180 5000  
E: [office@aureliametals.com.au](mailto:office@aureliametals.com.au)

Level 17, 144 Edward Street  
BRISBANE QLD 4000

GPO Box 7  
BRISBANE QLD 4001

[aureliametals.com.au](http://aureliametals.com.au)

