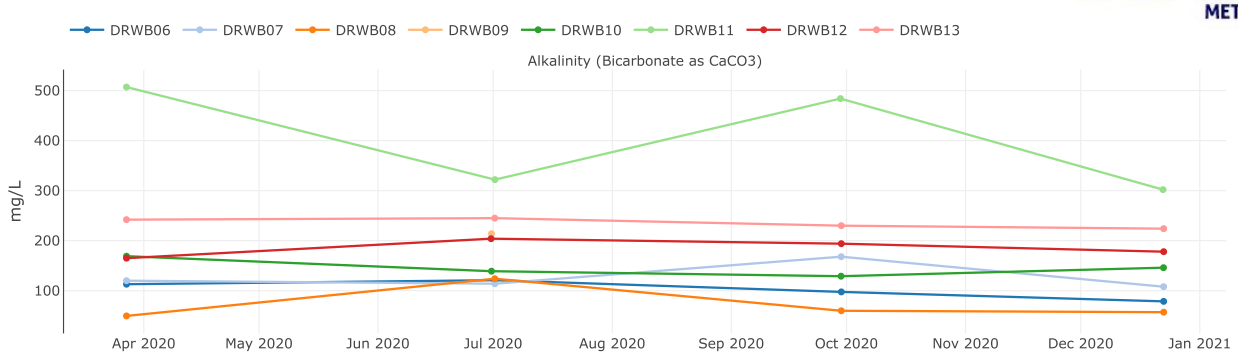
DRWB06
DRWB07
DRWB08
DRWB09
DRWB10
DRWB11
DRWB12
DRWB13
Alkalinity (Bicarbonate as CaCO3)
mg/L
500
400
300
200
100
Apr 2020
May 2020
Jun 2020
Jul 2020
Aug 2020
Sep 2020
Oct 2020
Nov 2020
Dec 2020
Jan 2021

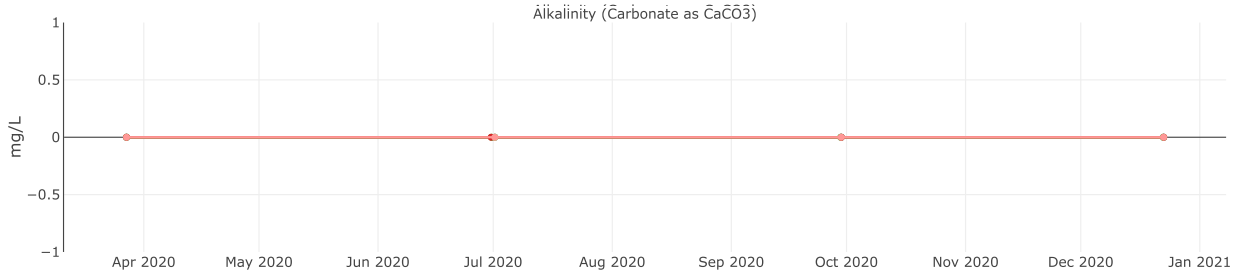
Alkalinity (Carbonate as CaCO3)
mg/L
1
0.5
0
−0.5
−1
Apr 2020
May 2020
Jun 2020
Jul 2020
Aug 2020
Sep 2020
Oct 2020
Nov 2020
Dec 2020
Jan 2021

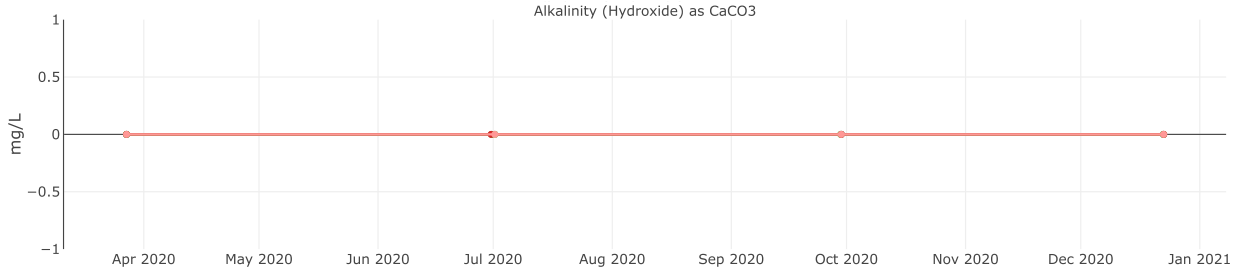
Alkalinity (Hydroxide) as CaCO3
mg/L
1
0.5
0
−0.5
−1
Apr 2020
May 2020
Jun 2020
Jul 2020
Aug 2020
Sep 2020
Oct 2020
Nov 2020
Dec 2020
Jan 2021

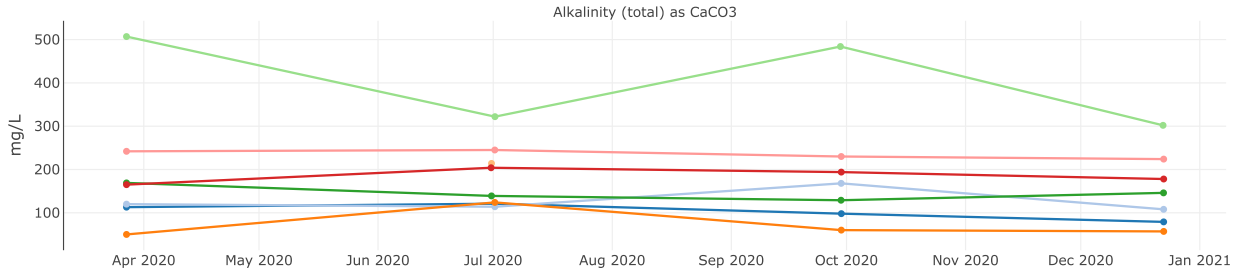
Alkalinity (total) as CaCO3
mg/L
500
400
300
200
100
Apr 2020
May 2020
Jun 2020
Jul 2020
Aug 2020
Sep 2020
Oct 2020
Nov 2020
Dec 2020
Jan 2021

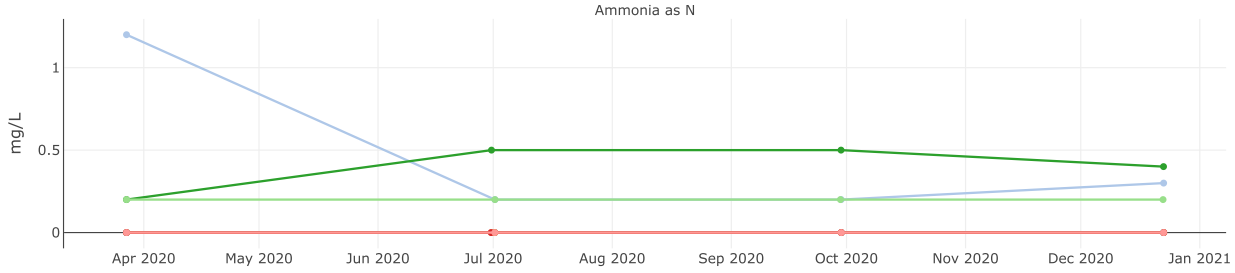
Ammonia as N
mg/L
1
0.5
0
Apr 2020
May 2020
Jun 2020
Jul 2020
Aug 2020
Sep 2020
Oct 2020
Nov 2020
Dec 2020
Jan 2021

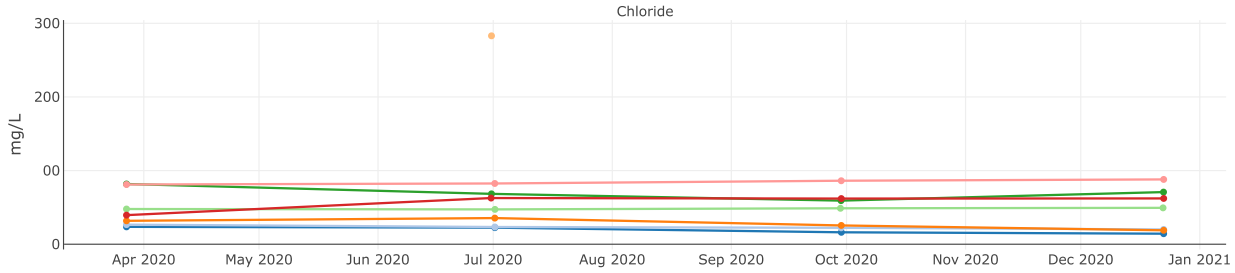
Chloride
mg/L
300
200
00
0
Apr 2020
May 2020
Jun 2020
Jul 2020
Aug 2020
Sep 2020
Oct 2020
Nov 2020
Dec 2020
Jan 2021

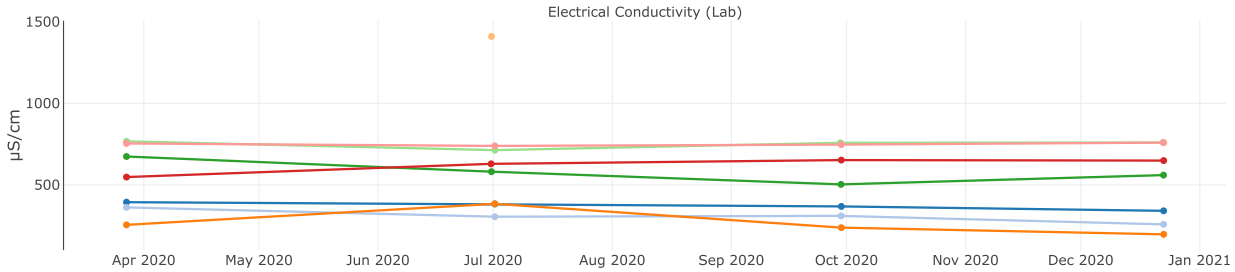
Electrical Conductivity (Lab)
µS/cm
1500
1000
500
Apr 2020
May 2020
Jun 2020
Jul 2020
Aug 2020
Sep 2020
Oct 2020
Nov 2020
Dec 2020
Jan 2021

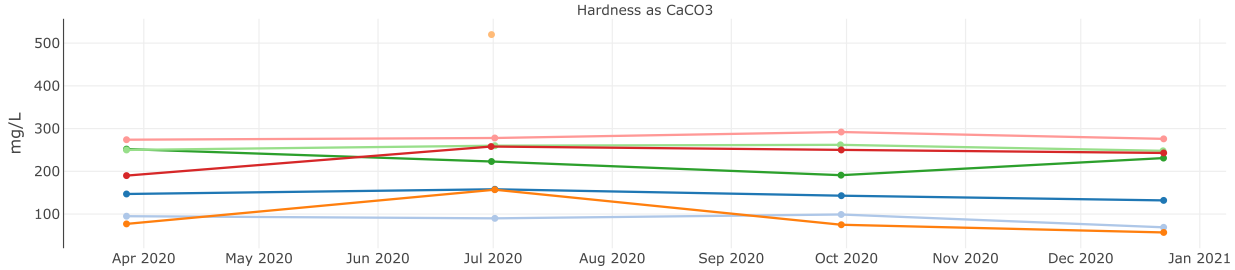
Hardness as CaCO3
mg/L
500
400
300
200
100
Apr 2020
May 2020
Jun 2020
Jul 2020
Aug 2020
Sep 2020
Oct 2020
Nov 2020
Dec 2020
Jan 2021

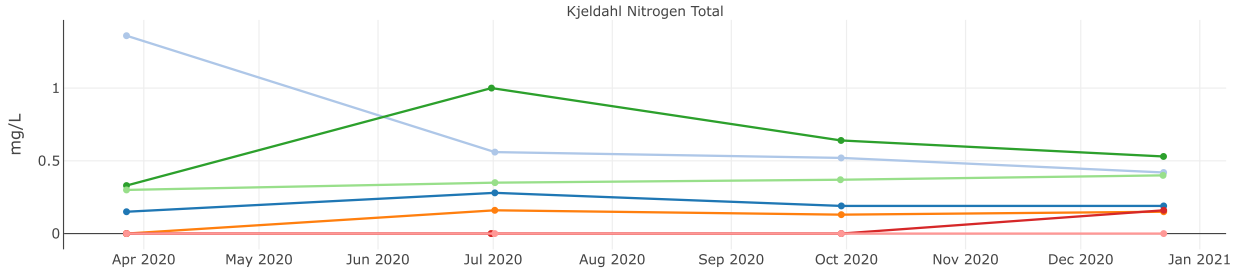
Kjeldahl Nitrogen Total
mg/L
1
0.5
0
Apr 2020
May 2020
Jun 2020
Jul 2020
Aug 2020
Sep 2020
Oct 2020
Nov 2020
Dec 2020
Jan 2021

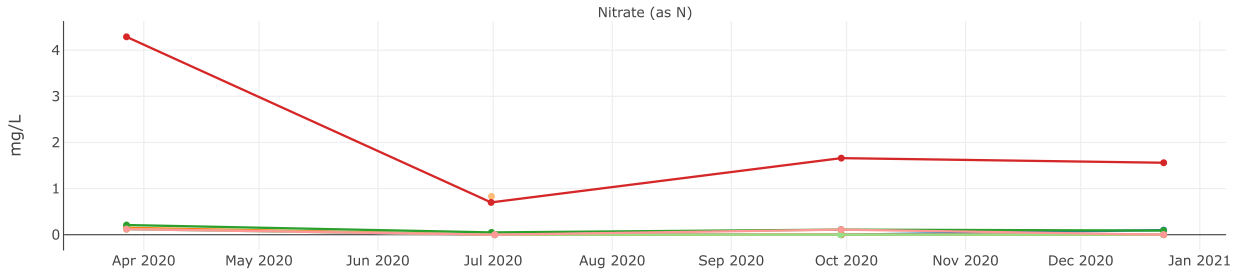
Nitrate (as N)
mg/L
4
3
2
1
0
Apr 2020
May 2020
Jun 2020
Jul 2020
Aug 2020
Sep 2020
Oct 2020
Nov 2020
Dec 2020
Jan 2021

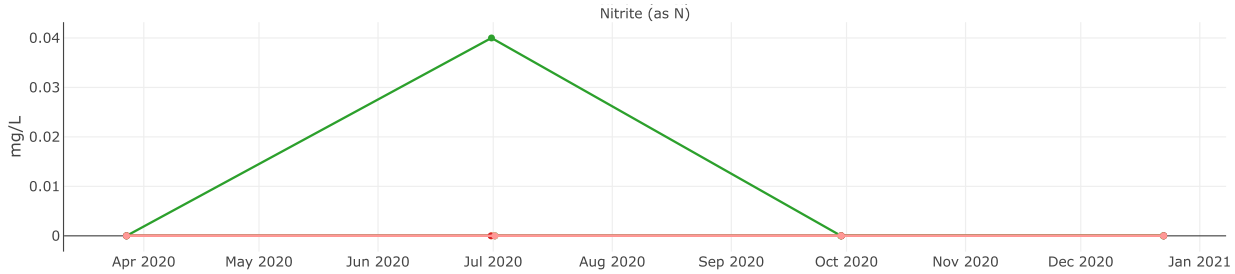
Nitrite (as N)
mg/L
0.04
0.03
0.02
0.01
0
Apr 2020
May 2020
Jun 2020
Jul 2020
Aug 2020
Sep 2020
Oct 2020
Nov 2020
Dec 2020
Jan 2021

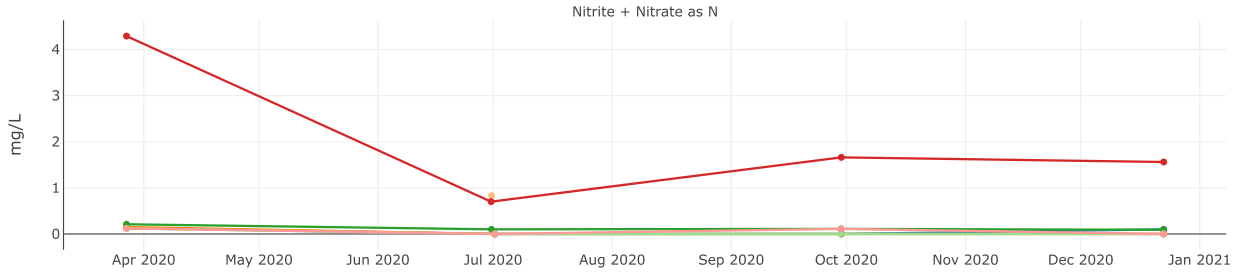
Nitrite + Nitrate as N
mg/L
4
3
2
1
0
Apr 2020
May 2020
Jun 2020
Jul 2020
Aug 2020
Sep 2020
Oct 2020
Nov 2020
Dec 2020
Jan 2021

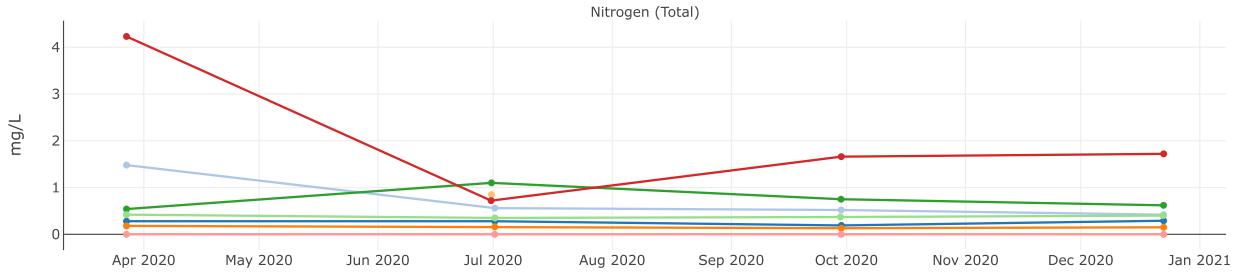
Nitrogen (Total)
mg/L
4
3
2
1
0
Apr 2020
May 2020
Jun 2020
Jul 2020
Aug 2020
Sep 2020
Oct 2020
Nov 2020
Dec 2020
Jan 2021

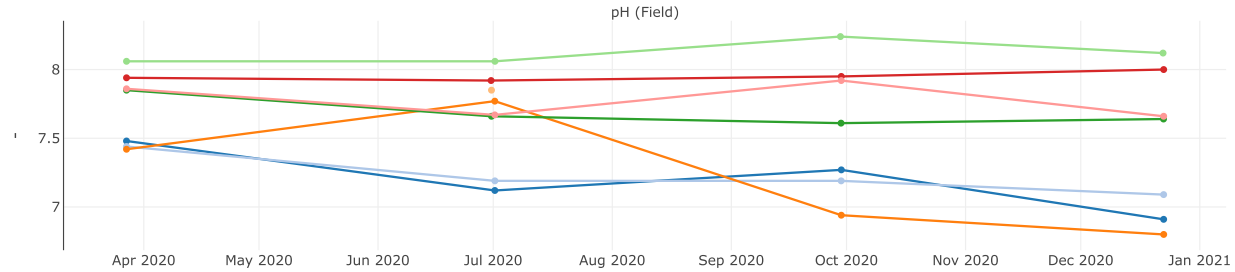
pH (Field)
-
8
7.5
7
Apr 2020
May 2020
Jun 2020
Jul 2020
Aug 2020
Sep 2020
Oct 2020
Nov 2020
Dec 2020
Jan 2021

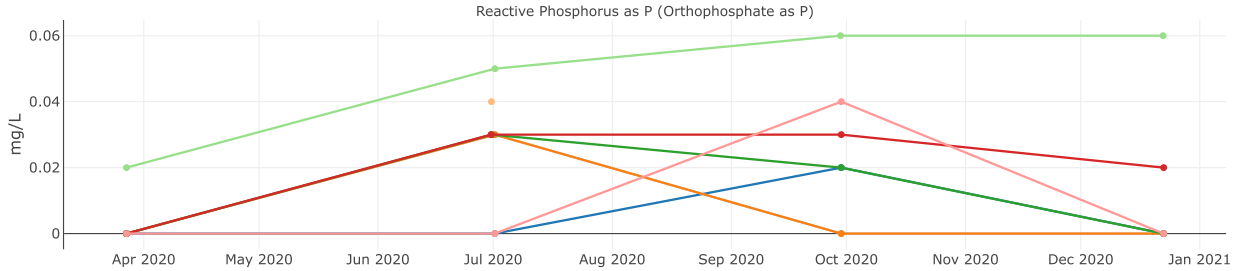
Reactive Phosphorus as P (Orthophosphate as P)
mg/L
0.06
0.04
0.02
0
Apr 2020
May 2020
Jun 2020
Jul 2020
Aug 2020
Sep 2020
Oct 2020
Nov 2020
Dec 2020
Jan 2021

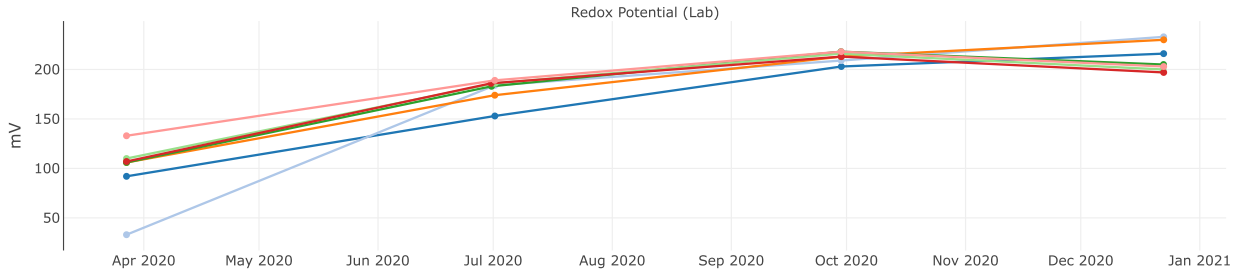
Redox Potential (Lab)
mV
200
150
100
50
Apr 2020
May 2020
Jun 2020
Jul 2020
Aug 2020
Sep 2020
Oct 2020
Nov 2020
Dec 2020
Jan 2021

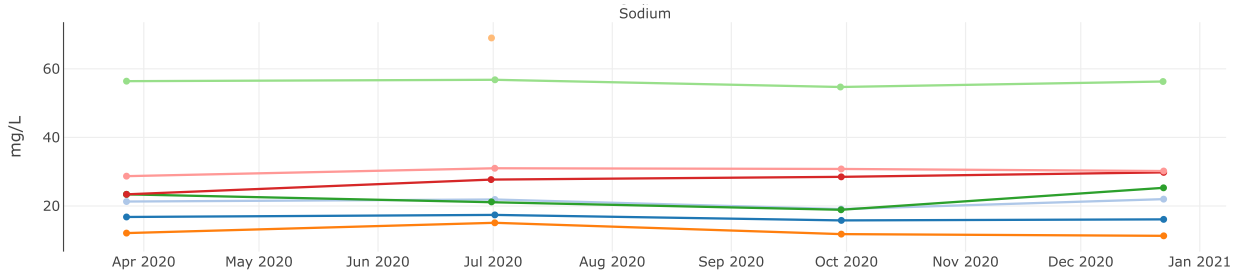
Sodium
mg/L
60
40
20
Apr 2020
May 2020
Jun 2020
Jul 2020
Aug 2020
Sep 2020
Oct 2020
Nov 2020
Dec 2020
Jan 2021

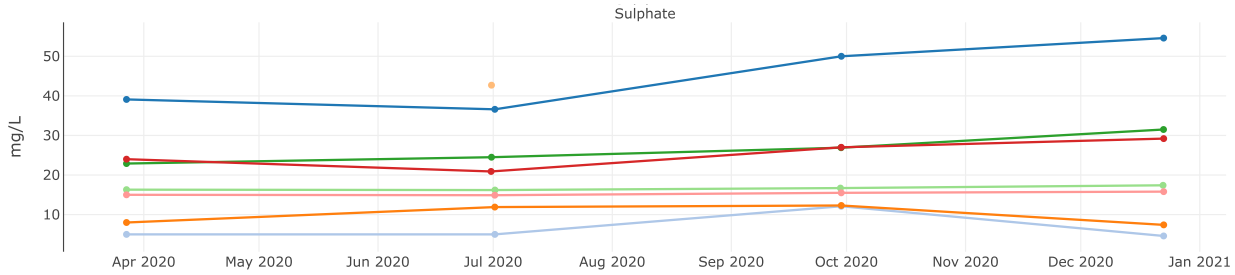
Sulphate
mg/L
50
40
30
20
10
Apr 2020
May 2020
Jun 2020
Jul 2020
Aug 2020
Sep 2020
Oct 2020
Nov 2020
Dec 2020
Jan 2021

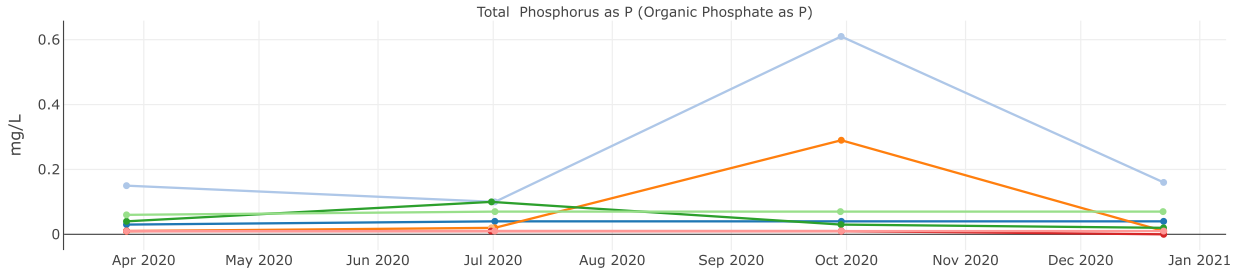
Total Phosphorus as P (Organic Phosphate as P)
mg/L
0.6
0.4
0.2
0
Apr 2020
May 2020
Jun 2020
Jul 2020
Aug 2020
Sep 2020
Oct 2020
Nov 2020
Dec 2020
Jan 2021

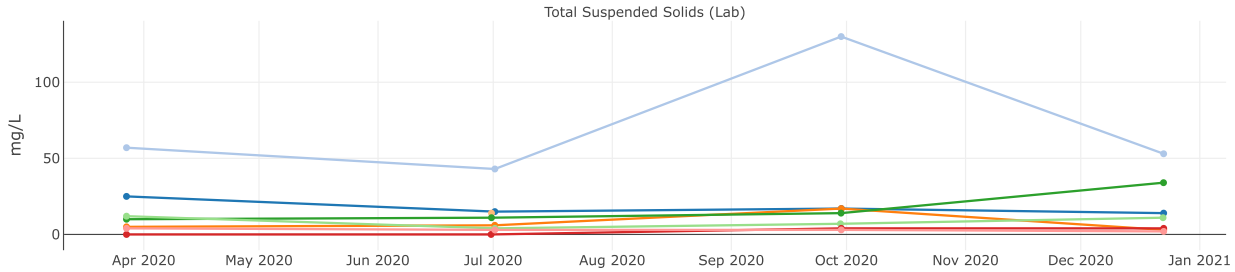
Total Suspended Solids (Lab)
mg/L
100
50
0
Apr 2020
May 2020
Jun 2020
Jul 2020
Aug 2020
Sep 2020
Oct 2020
Nov 2020
Dec 2020
Jan 2021